

VISION : Enlightenment Through Education,
Strength Through Organization.



SREE NARAYANA COLLEGE KANNUR

ACCREDITED BY NAAC WITH 'A' GRADE (AFFILIATED TO KANNUR UNIVERSITY)

Sree Narayana College Kannur, P.O. Thottada, Kannur, Kerala, India - 670 007

✉ sncollegekannur@gmail.com ☎ 0497 - 2731085

🌐 www.sncollegekannur.ac.in



Stakeholders' Feedback on Curriculum

Students, Teachers, Alumni & Employer

2020-21

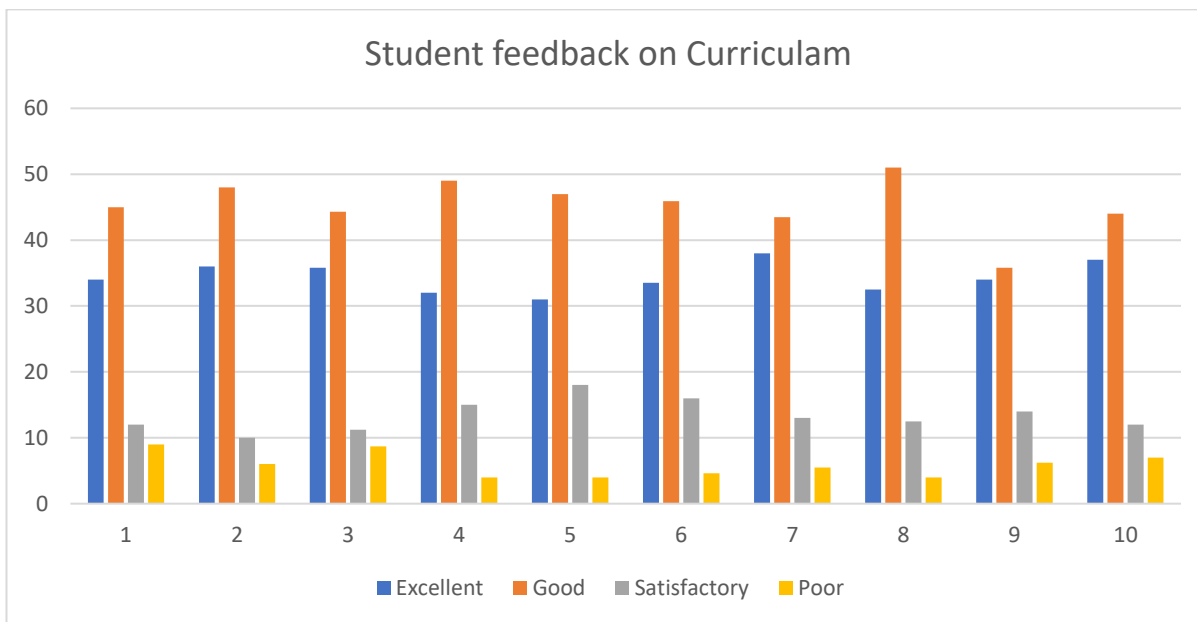
Sree Narayana College, right from its foundation, has become a model of excellence and innovation in the field of education. The college's Institutional Quality Assurance Cell (IQAC) focuses on maintaining quality standards. To achieve this, they collect feedback from students, teachers, alumni, and employers using a structured rating-based form. This feedback plays a crucial role in shaping the college's curriculum and enriching the learning experience. In the 2020-21 session, Sree Narayana College carefully analysed this feedback, showcasing its dedication to continuous improvement and ensuring a high-quality education for its students.

STUDENT FEEDBACK ANALYSIS ON CURRICULUM

The feedback form included 10 questions addressing topics like syllabus depth, real-life relevance, learning benefits, clarity of materials, and motivation for further studies. Students rated each question with four options: Excellent, Good, Satisfactory, and Poor. This feedback is crucial for improving the curriculum's quality and relevance.

The analysis of student feedback for the academic year 2020-21 shows that the curriculum is largely well-received, with many students rating it as excellent or good in terms of relevance to real life, learning value, and overall quality. A significant majority of respondents (79%) rated the depth of the syllabus as either excellent or good, indicating strong satisfaction with the comprehensiveness of the syllabus. The curriculum's coverage was rated positively by 84% of respondents. The relevance of the curriculum to real-life situations was rated highly by 80.1% of students. The learning value in terms of knowledge, skills, and abilities received positive feedback from 81% of respondents. Clarity and relevance of reading materials were considered good by 78% of respondents. The relevance of library materials was well-received, with 79.4% of students rating it as excellent or good. The curriculum's ability to motivate students to pursue higher studies was rated positively by 81.5% of respondents. The curriculum's attention to student requirements received high marks from 83.5% of respondents. The curriculum's relevance in empowering students to handle modern life challenges was rated positively by 69.8% of respondents. The overall curriculum was rated highly by 81% of students as good. The 7% poor rating highlights areas that may need improvement to enhance overall satisfaction.

Questions	Excellent	Good	Satisfactory	Poor
1. Depth of the syllabus	34.0	45.0	12.0	9.0
2. Extent of Coverage of Programme of Study	36.0	48.0	10.0	6.0
3. Relevance to Real Life	35.8	44.3	11.2	8.7
4. Learning Value in Terms of Knowledge, Skills, and Abilities	32.0	49.0	15.0	4.0
5. Clarity and Relevance of Textual Reading Material	31.0	47.0	18.0	4.0
6. Relevance of Library Material	33.5	45.9	16.0	4.6
7. Level of Motivation Generated to Go for Higher Studies	38.0	43.5	13.0	5.5
8. How Far the Curriculum Takes Care of Student Requirements	32.5	51.0	12.5	4.0
9. How Relevant is the Curriculum in Empowering Students to Take Up Challenges of Modern Life	34.0	35.8	14.0	6.2
10. Overall Rate of the Curriculum	37.0	44.0	12.0	7.0

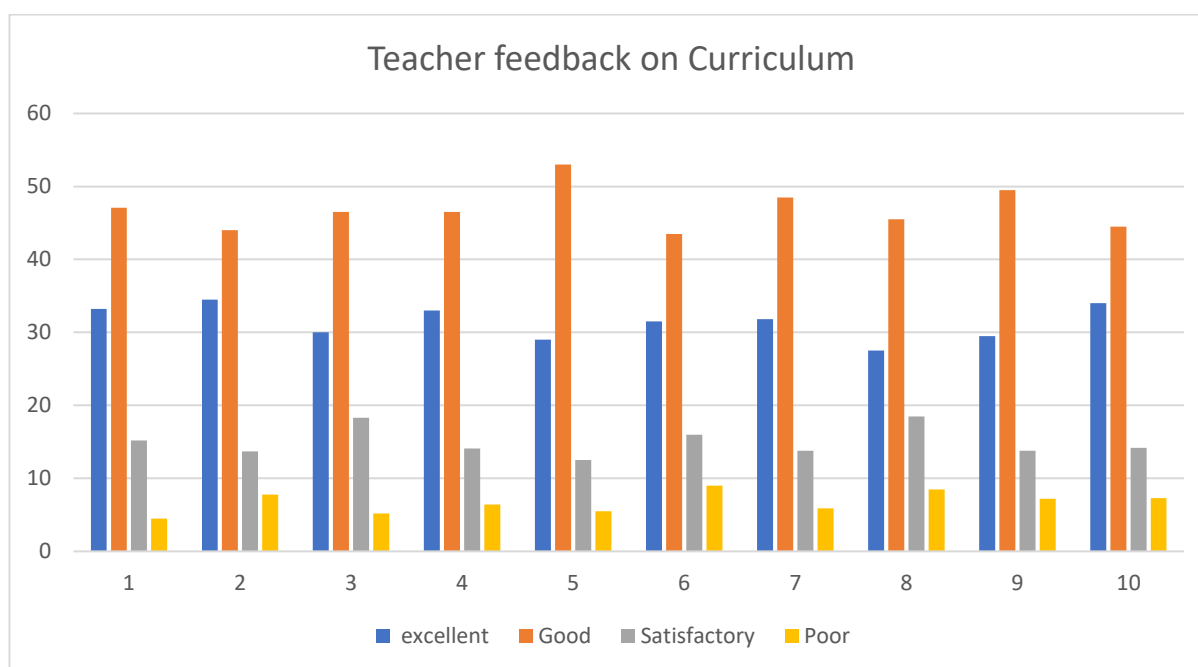


TEACHER FEEDBACK ANALYSIS ON CURRICULUM

This provides a comprehensive analysis of teacher feedback on the curriculum, focusing on various aspects critical to its effectiveness and relevance. The feedback was collected through a google form designed to evaluate the academic content, experiential methods, and overall design of the curriculum.

A significant majority of respondents provided positive feedback on the curriculum, reflecting a high level of satisfaction. The academic content of the syllabus received favourable ratings from 78.2% of respondents. The effectiveness of experiential methods in making the subject meaningful was endorsed by 80.5% of respondents. The curriculum's design in extending the subject to industrial and societal needs received positive feedback from 81%. The provisions for professional development were well-regarded by 78% of respondents. In terms of interdisciplinary learning, the curriculum was highly rated by 82% of respondents. The syllabus's allowance for new teaching strategies received 75% of all responses as good. The relevance and appropriateness of the prescribed reference materials were positively assessed by 80.3%. However, the adequacy of time given to teachers for syllabus completion was viewed less favourably, with 73% of all responses rating it as good. The curriculum's relevance to real life situations and current trends was positively rated by 79% of respondents. The overall curriculum was rated highly by 78% of respondents, with 36% rating it as excellent and 42% as good. The 7% poor rating indicates areas where improvements could be made to enhance overall satisfaction and effectiveness.

Questions	Excellent	Good	Satisfactory	Poor
1. Academic content of the syllabus	28.2	50.0	15.0	6.8
2. The effectiveness of experiential methods in making the subject meaningful in the curriculum	37.5	43.0	16.2	3.3
3. The curriculum design in enabling students to extend the subject to industrial and societal needs?	32.0	51.0	14.0	3.0
4. The provisions for professional development made in the syllabus	30.0	48.0	16.0	6.0
5. The syllabus and curriculum in facilitating interdisciplinary learning	27.0	55.0	11.0	7.0
6. The syllabus in permitting freedom to adopt new teaching strategies	35.0	40.0	18.5	6.5
7. The books prescribed/listed as reference materials are relevant, updated and appropriate	29.0	50.0	14.0	7.0
8. The adequacy of time given to teachers for the completion of the syllabus during the semester?	33.0	46.0	15.5	5.5
9. The curriculum in terms of its relevance to real-life situations and its reflection of current trends and practices in the respective disciplines	31.0	47.0	17.0	5.0
10. Overall Rate of the Curriculum	36.0	42.0	15.0	7.0



ALUMNI FEEDBACK ANALYSIS ON CURRICULUM

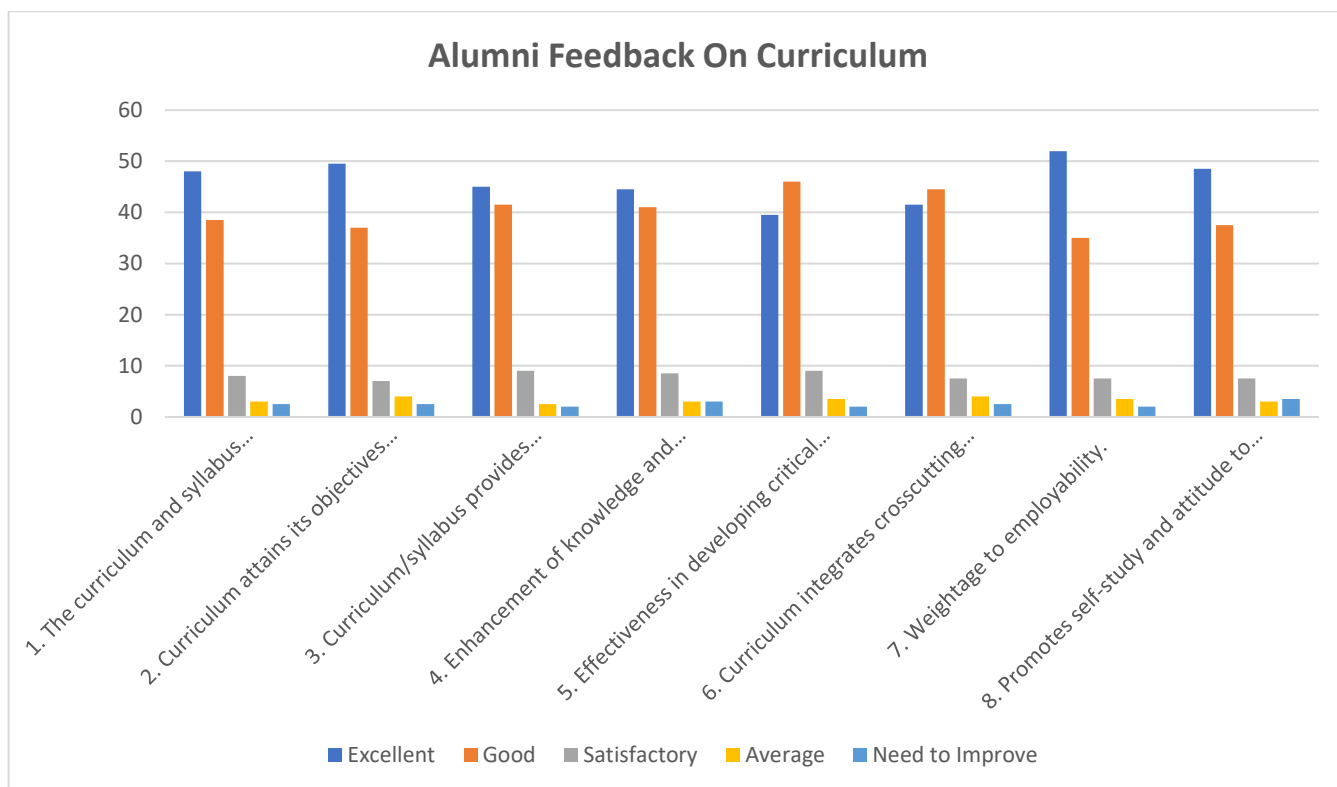
The alumni feedback form consists of questions that truly indicated their satisfaction level of the alumni about the syllabus. Given below are the conclusions obtained by analyzing the alumni feedback for the academic year 2020 - 2021.

The feedback reflects a generally favorable assessment of the curriculum, with most ratings skewed towards "Excellent" and "Good." The curriculum's appropriateness for higher education is highly appreciated (86.5% rated as Excellent/Good), while its ability to achieve learning outcomes is also strong (86.5%). Respondents find the curriculum effective in skill enhancement (85.5%) and developing critical thinking (85.5%), though critical thinking lags slightly behind other categories, indicating an area for potential improvement. The curriculum's provisions for varied skill learning received high marks (86.5%), although feedback suggests further diversification could be beneficial.

The integration of crosscutting issues like ethics, gender, and sustainability is solid (86%), showing that the curriculum addresses contemporary challenges effectively. The weightage given to employability is notably strong (87%), positioning students well for future careers. The area of self-study and research promotion, though still positively rated (86%), indicates room for improvement, as a small but notable portion of respondents suggests more could be done to foster independent learning.

Overall, while the feedback is predominantly positive, the areas of critical thinking, crosscutting issue integration, and self-study stand out as opportunities for further enhancement to elevate the curriculum's impact.

Questions	Excellent	Good	Satisfactory	Average	Need to Improve
1. The curriculum and syllabus content were appropriate for higher education.	48	38.5	8	3	2.5
2. Curriculum attains its objectives and learning outcomes.	49.5	37	7	4	2.5
3. Curriculum/syllabus provides sufficient option to learn varied skills.	45	41.5	9	2.5	2
4. Enhancement of knowledge and skills.	44.5	41	8.5	3	3
5. Effectiveness in developing critical thinking.	39.5	46	9	3.5	2
6. Curriculum integrates crosscutting issues relevant to Professional Ethics, Gender, Human Values, Environment and Sustainability.	41.5	44.5	7.5	4	2.5
7. Weightage to employability.	52	35	7.5	3.5	2
8. Promotes self-study and attitude to research.	48.5	37.5	7.5	3	3.5



EMPLOYER FEEDBACK ANALYSIS ON CURRICULUM

The employer feedback form consists of questions that truly indicated their satisfaction level of the alumni about the syllabus. Given below are the conclusions obtained by analyzing the employer feedback for the academic year 2020-21

The feedback reflects a generally positive perception of graduates' competencies, with combined "Excellent" and "Very Good" ratings demonstrating strong performance across key attributes. For instance, communication and collaboration received 77.5%, while adaptability and problem-solving scored 80%. This suggests that graduates are well-equipped to function effectively in team environments and tackle new challenges.

However, there are areas that warrant attention. Attributes like planning and organization skills and innovativeness, though still above 70%, indicate room for further development, with percentages around 79.5% and 76.5%, respectively. The presence of ratings in the "Average" and "Poor" categories highlights specific gaps, particularly regarding commitment to working extra hours and technical skills, which emphasize the need for targeted training and curriculum enhancements. Overall, while the outlook is promising, continuous improvement is essential to fully meet industry expectations.

Questions	Excellent	Very Good	Good	Average	Poor
1. How effectively do our graduates communicate and collaborate within your teams?	30	47.5	17	4.5	1
2. Rate our graduates' ability to adapt to new challenges and solve problems	32	48	15	4.5	0.5
3. Rate our graduates' ability to develop practical solutions to workplace problems	31.5	47	16	4.5	1
4. Rate our graduates' effectiveness in working as part of a team	30.5	48.2	17	3.5	1.8
5. Rate our graduates' planning and organization skills	33	46.5	15	4.5	1
6. Rate our graduates' openness to new ideas and their ability to learn new techniques	30.2	47	18	4	1.8
7. Rate the professionalism and work ethic of our graduates	30.5	48.3	17	3	1.2
8. How would you assess the technical skills of our graduates in relation to your industry needs?	31	46.8	17	4	1.2
9. Rate our graduates' innovativeness and creativity in their work	29.5	47.5	18	4.5	1.5
10. Rate our graduates' ability to build and maintain positive relationships	30.3	48	16.5	4.2	1
11. Rate our graduates' ability to take on extra responsibilities when needed	32	46.3	18	3	1.5
12. Rate our graduates' commitment to working additional hours when necessary	30.4	46.6	17.2	4.5	1.3
13. How satisfied are you with the contribution of our graduates to your organization?	30.1	48.4	16	4	1.5
14. Based on your experience, how likely are you to hire more graduates from our institute?	30.2	47.2	18	3.5	1.1

Employer Feedback On Curriculum

